



**District Report Card: 2017**


<b>State:</b> Maharashtra	<b>District:</b> Mumbai (suburban)
<b>Class:</b> 8	<b>Subject:</b> Language
<b>Schools:</b> 50	<b>Students:</b> 1204


**Participation/Coverage**


**Students**

<b>GENDER</b> 	Boys		Girls	
	Number	%	Number	%
	555	46.10	649	53.90

<b>AREA</b> 	Rural		Urban	
	Number	%	Number	%
	0	0.00	1204	100.00

<b>CATEGORY</b> 	SC		ST		OBC		GEN	
	Number	%	Number	%	Number	%	Number	%
	192	15.95	19	1.58	70	5.81	923	76.66

<b>CWSN</b> 	LD	VI	HI	S&LD	ID	Oth
	1	3	0	0	1	19

<b>Management</b> 	Government		Government-aided	
	Number	%	Number	%
	1204	100.00	0	0.00

**Average Performance of Students in Language (%)**

Overall	Gender		Area		Management		Social Group			
	Male	Female	Rural	Urban	Govt.	Aided	SC	ST	OBC	GEN
53.75	51.77	55.44	0.00	53.75	53.75	0.00	57.22	49.82	59.33	52.68

### Performance on Learning Outcomes (LOs)

Learning Outcomes	Description	Average Performance(%)
L813	Read textual/non-textual materials with comprehension and identifies the details, characters, main idea and sequence of ideas and events while reading	53.75

Range of Performance of Students who Answered Correctly							
Below 30%		30% - 50%		50% - 75%		Above 75%	
Number	%	Number	%	Number	%	Number	%
208	17.28	338	28.07	440	36.54	218	18.11

### Lowest Performing Learning Outcomes (LOs)

1 - Read textual/non-textual materials with comprehension and identifies the details, characters, main idea and sequence of ideas and events while reading (53.75)